

E
N
G
L
I
S
H


I
S

E
A
S
Y



V Class
Student's
Book





საქართველოს სახელმწიფო ჰიმნი


თ ა ვ ი ს უ ფ ლ ე ბ ა

ლექსი
დავით მაღრაძის

ჩემი ხატია სამშობლო,
სახატე მთელი ქვეყანა,
განათებული მთა-ბარი,
წილნაყარია ღმერთთანა.

თავისუფლება დღეს ჩვენი
მომავალს უმღერს დიდებას,
ცისკრის ვარსკვლავი ამოდის
ამოდის და ორ ზღვას შუა ბრწყინდება.

დიდება თავისუფლებას,
თავისუფლებას დიდება!



ინგლისური ენის V კლასის
სახელმძღვანელო

სწავლების მესამე წელი

მოსწავლის წიგნი

ინგლისური ენის V კლასის
სახელმძღვანელო

სწავლების მესამე წელი

მოსწავლის წიგნი

Contents

| | | |
|----------------|--|-----------|
| | | |
| Unit 1 | Amanda's first day at school | 9 |
| Unit 2 | Shopping for school / A coat - A True Story | 13 |
| Unit 3 | Do your best / The fable The Lion and the Mouse | 18 |
| Unit 4 | After-School activities | 22 |
| | Practise pronunciation | 26 |
| | Practise grammar | 27 |
| | Revision 1-4 | 28 |
| Unit 5 | Ballet Show at School - Swan Lake | 30 |
| Unit 6 | The Golden Fleece | 34 |
| Unit 7 | I am sick | 38 |
| Unit 8 | The world without telephones | 41 |
| | Practise pronunciation | 45 |
| | Practise grammar | 46 |
| | Revision 5-8 | 47 |
| Unit 9 | Home, sweet home | 49 |
| Unit 10 | Christmas Preparations and Celebrations | 53 |
| Unit 11 | Robinson Crusoe Part 1-2 | 57 |
| Unit 12 | Robinson Crusoe Part 3-4 | 59 |
| Unit 13 | How to get information - Weather forecast | 62 |
| | Practise pronunciation | 66 |
| | Practise grammar | 67 |
| | Revision 9-13 | 68 |
| Unit 14 | Good food is healthy food | 70 |
| Unit 15 | Robinson Crusoe Part 5-6 | 74 |
| Unit 16 | Robinson Crusoe Part 7-8 | 77 |
| Unit 17 | Art | 80 |

| | | |
|----------------|---|------------|
| Unit 18 | The Environment/The Giving Tree /Part 1-2 | 83 |
| Unit 19 | The Giving Tree - Part 3 | 85 |
| | Practise pronunciation | 87 |
| | Practise grammar | 88 |
| | Revision 14-19 | 89 |
| Unit 20 | Showing Directions | 91 |
| Unit 21 | The world of fairy-tales / The Pied Piper of Hamelin | 94 |
| Unit 22 | Lies ... Lies The Umbrella Man by Roald Dahl | 99 |
| | Practise pronunciation | 107 |
| | Practise grammar | 108 |
| | Revision 20-22 | 110 |
| | Master Square -A game | 112 |
| | Grammar References | 113 |
| | Irregular verbs | 120 |
| | VOCABULARY | 123 |



Unit 1

Amanda's first day at school

Everything is upside down

1.1 Read the text and help Amanda

Amanda woke up at ten minutes to eight. She is in panic. Everything in her room is upside down. Amanda has only one hour to get dressed, have breakfast and go to school.

At nine o'clock she has to be at school. Luckily her school is only ten minutes' walk from her house. Help her to get prepared.



1.2 Read the sentences and add some more

It is ten to eight



Her socks are on the floor.
Amanda is in her night gown.
The bag is unpacked.
Her hair is untidy.

It is ten to nine



Now Amanda's socks are on her feet.
She is in her school uniform .
All the school things are in her bag.
Her hair is combed (brushed).
Hurray, she is on her way to school.

1.3 Can you tidy up this messy room?



Back to school

Tapescript 1



1.4 Listen to the dialogue about summervacation


Luka:
I was in Svaneti.
I travelled by helicopter.
It was fantastic!



Sandro: I was abroad
in Italy. I saw the
Coliseum in Rome.
I was so impressed!



Nino : Look! This is a photo
of my sister. She was in Berlin.
Her German friend gave her
the stones of the Berlin Wall.
What about you? Where
were you?



Anna: We were in Bulgaria.
We stayed in a hotel near
the beach.



Nino: Was the weather
nice?



Anna: Yes, it was and
there was a fantastic
indoor swimming pool.
We swam there when
it rained.

1.5 Listen to the dialogue and say TRUE or FALSE

1. Luka stayed in a hotel in Rome.
2. Nino was in Berlin.
3. Sandro liked Rome very much.
4. Anna spent her summer vacation at the seaside.
5. The Berlin Wall is still in Berlin.
6. Anna is good at swimming.

1.6 Look at the chart and answer the questions

| | was where? | was impressed by what? |
|---------------|------------|------------------------|
| Luka | | |
| Nino's sister | | |
| Sandro | | |
| Anna | | |

1.7 Pairwork

Ask your partner about his /her holiday and make a presentation. Use these questions.

Were you in the mountains? / in the country? / by the seaside? / abroad?
Did you have fun? What did you do there?


1.8 Listen and read the text and answer the questions



The Coliseum

What was this building for?

The Coliseum is in Italy, in Rome. It was built in 80 AD. It was **169** meters long and **156** meters wide. The arena was 83 meters by 48 meters. There was a **wooden** floor covered with sand. This huge theatre had four floors. There were underground tunnels for people and animals.




In old times there were many shows there - **gladiator fights** and animal hunts. First, the gladiators came on the **arena** in a colourful parade with **jugglers, acrobats**, musicians playing **trumpets**, flutes, drums. Then the gladiators were paired and cruel fight started. Another popular show was the animal hunt. Animals **were brought** from Africa and India. People played as if they were hunting **rhinoceros**, hippopotamuses, elephants, giraffes, lions, **leopards, panthers**, bears, tigers, alligators, crocodiles or **ostriches**.

Now, if you visit the Coliseum you can see the impressive ruins. You can close your eyes and imagine the old time.

Listen again and answer the questions

- Where is the Coliseum?
- How old is it?
- How big is the arena?
- Which shows were very popular?
- How does it look now?

a sword



an ostrich




a gladiator

1.9 Read George Byron's poem and remember



While stands the Coliseum,
Rome shall stand;
When falls the Coliseum,
Rome shall fall;
And when Rome falls
-the World.



a trumpet



a drum



a flute

gladiators men who were mostly prisoners or slaves and fought for shows
AD after the birth of Christ

1.10 Read the animals' names and put in alphabetical order and say

elephant, lion, leopard, rhinoceros, ostrich, panther, alligator, giraffe,
crocodile, bear, tiger

1.12 Match with the definition and say

- | | |
|---|---------------|
| 1. strong people fighting for show in old times | a. parade |
| 2. people who play or compose music | b. gladiators |
| 3. people who do tricks | c. acrobats |
| 4. the ceremony where a lot of people walk | d. musicians |
| 5. people who can walk on their hands, on the ropes | e. jugglers |


1.13 Match with Georgian translation and say

- | | |
|-------------------------|------------------------|
| 1. მიწისქვეშა გვირაბები | a. colourful parade |
| 2. გლადიატორთა ბრძოლა | b. ruins |
| 3. ფერადოვანი პარადი | c. wooden floor |
| 4. ცხოველებზე ნადირობა | d. underground tunnels |
| 5. ხის იატაკი | e. gladiator fight |
| 6. ჩვენი წელთაღრიცხვით | f. animal hunt |
| 7. ნანგრევები | g. AD |

1.14 What do you think?

Gladiator fights were immoral.
Do you agree or disagree?

What do you think?



1.15 Find more information about the Coliseum and the gladiators on the internet and make a presentation.

1.16 Choose one historical monument, find the information and make a presentation

What you need:

A picture of a historical monument
from the Internet material.


Coloured pencils or markers

Unit 2

Shopping for school

2.1 Listen to the dialogues and answer the questions

Tapescript 3



At the stationery

Salesperson: Can I help you?

Billy: Can I have this blue bag with white stripes?

Salesperson: Yes, sure. Anything else?

Billy: I need two pencil cases, a pencil sharpener and three erasers.

Salesperson: Is that all?

Billy: No, three copy-books and one sketch-book for drawing, please.

Which bag did Billy choose?



At the boutique

Kate: Can I have this white zipped blouse with two large pockets, please?

Salesgirl: Yes, sure. What size do you wear?

Kate: "Small" please.

Salesgirl: Here you are. Would you like to try it on?

There's a fitting-room over there.

Kate: Thank you. (Kate is trying the blouse on).

It is an original design and I like it.

Which blouse did Kate choose?


Salesgirl: Yes, it is and it suits you. Are you looking for something more?

Kate: Yes, a skirt which will go with this blouse.

Salesgirl: What about this one? It has a wide belt that is fashionable nowadays.

Kate: Thank you, it looks nice. I'll take this belt too.

Which skirt and belt did Kate choose?



2.2 Listen again and complete the chart in your copybook

What?

How many?

What colour?

What size?

| | What? | How many? | What colour? | What size? |
|--------------------------------------|-------|-----------|--------------|------------|
| What did Billy buy? Billy bought: | | | | |
| What did Kate buy? Kate bought: | | | | |

boutique

a small store that sells clothes or other special things

salesperson

a man or a woman who sells things

zipped

with a long zipper to close

to try on

you try on the clothes to be sure if the size is right

Money.... Money



2.3 Read the money symbols, listen and remember how to say them

Tapescript 4



pound and pence

| | |
|---------|---------------------------------|
| 1 p. | one p. [pi:] |
| 30 p. | thirty p. |
| £ 1 | one pound |
| £ 1.25 | one (pound) twenty-five (p) |
| £ 2 | two pounds |
| £ 5. 78 | five (pounds) seventy-eight (p) |

euro € (E U R) and cent c

| | |
|---------|-----------------------------------|
| 1 c | one cent |
| 30 c | thirty cents |
| € 1 | one euro |
| € 70 | seventy euros |
| € 8. 25 | eight (euros) twenty-five (cents) |

dollar \$ and cent c

| | |
|---------|-------------------------------------|
| 1 c | one cent |
| 30 c | thirty cents |
| \$ 1 | one dollar |
| \$ 2 | two dollars |
| \$ 8.25 | eight (dollars) twenty-five (cents) |

Georgian lari (GEL) and tetri

| | |
|-----------|---|
| 1 tetri | 1 tetri |
| 30 tetris | thirty tetrises |
| 1 GEL | one Georgian lari |
| 2 GEL | two Georgian laris |
| 8 GEL 25 | eight Georgian laris and twenty-five tetrises |

2.4 Read and roleplay the dialogue

At the bank

A. Can I change 20 dollars into lari please?

B. Yes, sure. How would you like it?

A. Can you give me ten-lari notes, please.

B. Certainly. Anything else?

A. No, thank you.

B. Here is your money, sir.



2.5 A project - Calculate how much money you need for stationery in one year. Make a presentation

What you need:

A sheet of drawing paper
Coloured pencils or markers
A calculator

2.6 Write in words in your copybook

\$ 68.99 sixty-eight dollars ninety- nine cents
 € 100 _____
 £ 89. 30 _____
 99 G E L _____
 197 E U R _____



2.7 Read the dialogue again and say the correct answer

a) If a bag costs 6 dollars, a pencil case \$ 2.35, a pencil sharpener 70 c, an eraser 20c, a note-book 75 c, and a sketch book \$ 2.20 how much money did Billy pay for the stationery?

b) If the blouse is € 8.40 and the skirt 9.70 how much did Kate pay to the boutique salesperson?

2.8 Read carefully, choose the right advertisement and write the answers in your copybook

a Signagi
Picasso in Georgia
From May 30 till June 23
Ticket Cost: 20 GEL

b At Georgian Conservatoire on June 1 is the concert of Georgian pianist Eliso Bolkvadze
Ticket price 15 GEL

c Bala Gallery in Tbilisi invites visitors to the art exhibition of Georgian jewels
From September 12 till 15
Price 5 GEL

d Come and see free Spring Show of Flowers at Sharden Street
May 15/16

1. This activity is only one day. _____
2. This activity is the most expensive. _____
3. You don't have to pay to see this show. _____
4. This activity is in autumn. _____
5. This activity is not in the capital of Georgia. _____
6. This activity is for people who love music. _____
7. If you love wearing rings, bracelets or necklaces this activity is for you. _____

2.9 Read the text

A Coat

A true story

Young Heber Grant's family was poor and didn't have money to buy a new coat for the boy.



One day Heber's mother surprised him when she gave him a new, warm winter coat. She worked hard to sew it for him.

Heber thanked his mother and rushed out to play.



His coat was so warm he hardly noticed the cold weather!

As Heber raced down the streets, something caught his eye as he ran past a narrow street. Heber slowly looked around the corner. He saw a young boy in a thin, ragged sweater who crouched in front of an exhaust grate to try to get warm. Heber knew how cold that boy must be. He knew the boy needed help.



When Heber came home, his mother immediately noticed he was not wearing his coat.

“Heber, where is your coat?” she asked.

Heber told his mother that he gave the coat to the boy in the street.



He began to cry. He didn't want his mother to be sad because he gave away the coat. Heber's mother was not sad. She hugged Heber. She was proud of him.

2.10 Find the following words and phrases in the text

კერვა
ძლივსლა ამჩნევდა/ თითქმის ვერ ამჩნევდა
თვალი მოკრა
დახეული, დაფლეთილი ჯემპრი
მოკუზული
თბილი ჰაერის გამოსასვლელი
მაშინვე შეამჩნია
ჩაეხუტა




2.11 Answer the questions:

Was the family poor? How do you know?
How did mother get the coat for the boy?
What did the boy see once?
Why did he cry when he came home to mother?
Was mother angry? Happy? Explain.

2.12 Do you agree?

You can keep money and you can give away money to the poor.
Which is better?
You get what you give. Do you agree?
Generosity starts with yourself.
Charity starts at home.

What do you think?



2.13 A project

We can make a difference

Plan and organize, draw a poster, create a group of volunteers.
Work in groups.
Go to other classes and ask the students to donate coats to the Orphanage.
Deliver them to the orphaned children.

Unit 3

Do your best

3.1 Listen and read the poem - Every day I do my best. Read the transcriptions. The list of the words on the right will help you.

Tapescript 5



Every day at my [sku:l]
I do this or I do [əæt]
Whatever I do, I do my [best].
After school I always [rest]
What next?

school
that
best
rest

I always follow the [ru:lz].
Work hard and never [rest],
Until good's [betə]
and better [best].
What next?

rules
rest
better
best

I learn subjects mostly [mæθ]
I play games with my [frendz]
I help my mum, talk to my [dæd]
And at eleven I [gəu tə bed].


Math
friends
dad
go to bed

3.2 read the poem and remember

Good, better, best
Never rest,
Until good's better
And better best.

3.3 Put in good, better, the best in your copybook

1. Which is _____ TV or computer?
2. I speak English _____ than Tom.
3. Anna is the _____ singer in our class.



Which is better, cheese or sausage?

do your best do something as well as you can
follow the rules do what is written in the rules
the rest the other things


3.4 Long and irregular adjectives

| | | |
|-----------|----------------|--------------------|
| beautiful | more beautiful | the most beautiful |
|-----------|----------------|--------------------|


| | | |
|-----------|----------------|--------------------|
| expensive | more expensive | the most expensive |
|-----------|----------------|--------------------|

| | | |
|------|--------|-----------|
| good | better | the best |
| bad | worse | the worst |


| | | |
|------|------|----------|
| many | more | the most |
| much | more | the most |



Classroom a is comfortable.



Classroom b is more comfortable.



Classroom c is the most comfortable.

3.5 Listen, read and play the dialogue out Tapescript 6



Rabbit: Elephant let's be friends.
 Elephant: Friends! With you?
 Rabbit: What's wrong with me? Why can't we be friends?
 Elephant: You are smaller than me. We don't have anything in common .
 Rabbit: Yes, I am smaller, but I can easily hide behind the bushes.
 Elephant: You are weaker than me!
 Rabbit: But I can run faster than you!
 Elephant: Your legs are not as strong as mine!
 Rabbit: But I can hop and jump across the bushes.
 Elephant: We can't be friends. We don't have anything in common! Can you say one thing that we have in common?
 Rabbit: Yes I can. We both love vegetables.

3.6 Listen to the fable

The Lion and the Mouse By Aesop A fable

Tapescript 7



One day a lion was sleeping. A mouse ran on his nose and woke him up. The lion was so angry that he was going to kill the mouse.

"Oh please spare me, kind sir. I am smaller than you, but I can be of some help some day."
The lion started laughing and couldn't stop. But he let the mouse go.

A few weeks later the lion was walking in the jungle. Suddenly he fell into a trap. The lion rolled and twisted in the ropes of the net so much that in a few moments he could not move at all. He roared and roared.

A mouse heard the lion's roar and ran to save him. With his sharp teeth he began to chew and bite at the ropes of the net and at last he freed the lion. "Thank you, little friend," said the lion, "I laughed when you said you could help me. But I was wrong."



3.7 Listen again and complete the sentences in your copybook



The lion woke up because _____
The lion started to laugh because ____
The lion roared and roared because.
The lion thanked the mouse because
The mouse was kind because _____

3.8 Do you agree : A friend in need is a friend indeed.

Kindness brings kindness.

No act of kindness is ever wasted.

You should be kind to others and they will, in turn be kind to you.

What do you think?

How could the mouse who was smaller and cleverer save the lion from danger?
Did the lion's kindness help him?
What do you think is the moral of the story?
What other title(s) can you think of?



A fable - a short story with animals as characters having a moral.

3.9 Copy the chart in your copybook and complete it
The Lion and the Mouse

Title: The Lion and the Mouse
 Type: fable _____
 Main characters: _____

 What is the fable about? _____
 The moral of the story: _____



3. 10 Chose the right adjectives for

a mouse

kind silly
 big playful
 clever weak
 strong small
 angry

a lion


kind silly
 big playful
 clever weak
 strong small
 angry

3.11 Compare the lion and the mouse in your copybook

1. The lion is stronger than the mouse
- 2.
- 3.
- 4.
- 5.

3.12 Remember the spelling:

angry angrier the angriest
 big bigger the biggest



3.13 A project

The gallery of Aesop's fables

What you need: collect other Aesop's fables,
 make mini-books and make presentations.

Unit 4

After-School activities

The children have a lot of free time. There are a lot of after-school activities. Some learn to play a musical instrument for fun or perform in a school band or orchestra. Some listen to CDs, listen to MP3s.

Other students learn to sing or dance Georgian or European dances. Ballet is more popular with girls. Some students take art classes, such as drawing, painting or making crafts. Some boys like working on wood and make different models of boats, ships or planes. Most students do sports, play basketball, football in the gym or on the playground. Some just sit at home, watch television, play computer games, chat or write e-mails.

4.1 Listen to the dialogue

Andy: Something must be wrong with David. He sits at home all the time and watches television.

Peter: Yes, he needs to be more active. He is getting fatter and fatter every day.

Andy: Right. It's unhealthy to sit inside every day. That is why he is always sick. He never comes with us outside.

Peter: Let's ask him to go for a nature walk on Saturday. We can also gather the materials for our project -" Our Wood-Our Treasure."

Andy: Great! I'll call him.



Tapescript 8



4.2 Listen again and say David's problem

4.3 Answer the questions

Are there any after-school activities in your school or city/village?

If yes, what kind of programs are there?

What do you do after school?

4.4 A project

If there is no club or program, why don't you do your best?

Gather the interested students, make a project and start it.

4.5 Listen to the dialogue write the missing words and phrases in your copybook



Tapescript 9

A beautiful day (1) stomach hurts (2) for inviting me (3) nature walk (4) How are you (5)

- A. Hello David. It's me, Andrew. 5
 B. Hi Andrew. As usual I am sick. I've got a terrible headache and my 2
 A. That's because you always sit in front of the TV. Peter and I are going for
 a 4 on Saturday. Will you join us? You have to be more active and
 be in the fresh air.
 B. I don't know. I don't feel like going out.
 A. Come on David. It's 1, a beautiful wood and a beautiful opportunity
 for our nature project. Then we can sail my model boat by remote control
 in the pool.
 B. Hooray! That sounds great! OK I'll come.
 A. Bye David. Until Saturday, then.
 B. Bye Andrew. Thank you 3

4.6 Read the dialogue in pairs

4.7 Choose what you like doing and what you don't like doing

Most families do chores at the weekend. Chores are jobs that people do around the house. Most people don't like to do chores, but they have to do them. Here is a typical list of chores:

- | | | | |
|--------------------------|---|---|----------------|
| clean the house |  |  | make the beds |
| vacuum the carpets, rugs |  |  | make lunch |
| wash the dishes |  |  | wash the car |
| do the washing |  |  | clean the yard |



What do I have to do next?

4.8 Discuss with your friend - What chores do you do at the weekends?

How do you help your parents? What do you like doing alone/with your brother/sister?

4.9 A group project

Imagine you have a Free Activity Day at school. Plan the day with your friends

What you need:

A format paper

Coloured pencils or markers

chore - not interesting but necessary work

4.9 Listen to the song. Put in the missing phrases and copy the song in your copybook

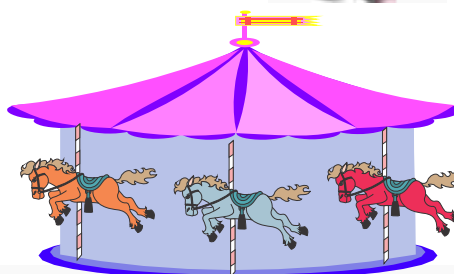
On the carousel

I love to ride with you! - on the carousel.
I'll be your only beau - I'll be _____
We'll have _____, you'll be my honey bun,
Our love will start to gel - while _____.

Tapescript 10



_____ of the merry, merry go round,
Round and round and _____,
Hurry, hurry, hurry, hurry to the song,
We'll go up and _____. And you'll never
Never, never, never leave my side.



4. 10 Art and craft project

Smart Hands

Pressed Flowers

What you need:
Dry flowers
Napkins
Tape
Heavy books

How to press the flowers:
1. Place your flower on a piece of clean, white paper. Use one or two very small pieces of tape.

2. Place a piece of paper towels or napkins over the flowers and then place another piece of paper on the top. Continue this way until you have pressed several flowers.


3. Cover with another piece of paper, and then keep them in a safe place, with books on top of them. Leave them like this for at least three weeks.

4. Put the pressed flowers in a frame and decorate your classroom or home.



4. 11 Listen to the text


Tapescript 11



1. Mr. Mitchell - the science teacher and the students of the 5 th class are standing at the entrance of the science museum. The teacher puts his finger to his lips. "Boys and girls, he said, "please stay together. Don't get lost in the museum and keep quiet." They went into the museum.

2. At first Jimmy saw the rock room and the insect room but he was not interested very much. Then Mr. Mitchell took the class into a dinosaur room. Jimmy gasped. One of the dinosaur skeleton was taller than his house! Jimmy stared at the skeleton for a long time. Then he asked, "Mr. Mitchell, what happened to the dinosaurs? Why did they disappear?"

3. No one answered. Jimmy looked around and realized that his class was gone. "Now I'm lost," he said to himself, wondering what he could do next. But then, he noticed a friendly looking museum guard standing at the doorway.



4.12 Listen again and say which paragraph tells you that

- | | |
|------------------------------------|-----------|
| 1. Jimmy liked the dinosaur | paragraph |
| 2. Jimmy lost his friends | paragraph |
| 3. The teacher told them the rules | paragraph |

4.13 Complete the sentences in your copybook

Mr. Mitchell put his finger to his lips because _____

Nobody answered him because _____

He was glad to see the museum guard because _____

4.14 Pair work

Role play the dialogue

Help Jimmy to explain his problem to the museum guard. You can start like this:

Excuse me sir, could you help me...

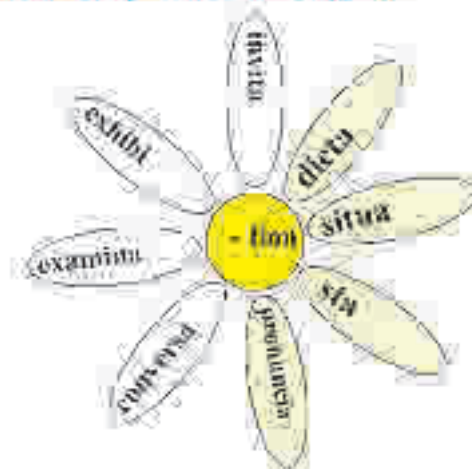
skeleton - bones supporting the body

Practise pronunciation (Unit 1-4)

Listen and repeat the words and phrases

-tion [ʃn]

dictionary



Tapascript 12



2. Choose the right word from exercise 1 and complete the sentences in your copybook

1. You do the tests at the ___ examination ___.
2. When the teacher dictates, you write a _____.
3. If you go to the art museum you can see the _____ of the famous artists.
4. If your friend invites you to the birthday party she gives you an _____ card.
5. You don't know the word? Find it in the _____.

5. Match the words which rhyme

arena hungry
angry talk
chore roar
walk balerina

6. Listen to the words and find which sound you do not hear in each word.

Say the letter (letters)

eight
hour
school
friend
built
fight
money
breakfast
headache

Tapascript 13

7. Listen to the tongue twister and repeat

Betta Botta bought some butter
“But,” she said, “this butter’s bitter,
But a bit of better butter
Will make my batter better.”

So, she bought a bit of butter,
better than the bitter butter,
And it made her batter better.

The Contractions

1. Write the following underlined words in the contracted form in your copybook

- 1. They are good dancers. They're good dancers. _____
- 2. He is not nice. _____
- 3. She is not at home. _____
- 4. I am not sick. _____
- 5. We are laughing at you. _____
- 6. We are not driving home. _____
- 7. It is a great chance for you. _____
- 8. It is not raining. _____
- 9. What will you do? _____
- 10. How is your headache? _____
- 11. Where is your school? _____
- 12. We were not there _____
- 13. You are not too late. _____

2. Write in full form in your copybook

- 1. She's got blue eyes. She has got blue eyes. _____
- 2. Who's this stranger? _____
- 3. Where's the video? _____
- 4. What's his profession? _____
- 5. They don't celebrate Christmas. _____
- 6. We aren't hungry and thirsty. _____
- 7. My cousin doesn't play chess. _____
- 8. Who's got the twin sisters? _____
- 9. Some animals can't swim. _____
- 10. They weren't at school yesterday. _____



3. Make the sentences in the Present Simple interrogative in your copybook

- 1. The children are in the classroom.
- 2. They have a class trip in the museum.
- 3. The people can see a lot of interesting things in the museum.
- 4. The museum guard stands at the entrance.
- 5. Everybody likes to go to the museum.

4. Make the sentences in the Present Continuous interrogative in your copybook

- The guard is standing at the entrance.
- The people are going to the museum.
- Jimmy is looking around to see his friends.
- I am travelling to school by bus.
- You are doing your the science project.

5. Make the sentences in the Future Simple interrogative in your copybook

- The class will go to the museum tomorrow.
- I will get up early on Monday.
- Mother will teach me how to play the guitar.
- My brother will sing at the concert.
- My dog will have a puppy soon.

Revision (1-4)

1. Find the information on the internet and say the difference between Jaguar and leopard

"Big cat"




Say TRUE or FALSE

1. Jaguars, leopards, tigers and lions are called "Big Cats."
2. They are the only wild cats that roar.
3. Jaguars have longer tail than leopard.
4. Jaguars have smaller head than leopard.
5. Jaguars have more powerful jaws than leopard.
6. Jaguars have spots inside the pattern.
7. Jaguars love water, leopards not.
8. Jaguars lived in America.
9. Now jaguars live in South Africa.
10. Leopards live in Africa, Asia, Korea, China.





2. What time does this clock say? Say the answer

- a. 9.00
- b. 8.50

- c. 8.45
- d. 8.10



3. Carl left home at 7.30. It took him 15 minutes to ride his bike to school. Which clock shows what time Carl got to school?



4. Put in the right form of the adjective in your copybook

1. Dottie is the _____ of our three cats.
 - a. smart
 - b. smarterest
 - c. smarter
 - d. smartest

2. I am _____ than you.
 - a. tall
 - b. taller
 - c. more tall
 - d. the tallest

3. Of these five horror stories this one is
 - a. most horrible
 - b. horriblest
 - c. horribler
 - d. the most horrible



5. Choose the right word and copy the sentences in your copybook

- | | |
|---|---|
| 1. (Whose / who's) hat is it? | 5. I want to know (whose / who's) crying. |
| 2. Do you think (their / they're) right? | 6. I went to (their / they're) party. |
| 3. Is that (your / you're) school? | 7. (Y our / You're) my best friend. |
| 4. I said (its / it's) my tennis trainer. | 8. (Its / It's) tail is short. |

6. Correct the sentences and write in your copybook

1. I read the book "robinson crusoe" and liked it very much.
2. Which is your favourite subject, history or geography?
3. I have music on sunday and on Tuesday.
4. my english teacher's name is ms. thomson.
5. My eldest brother studies at tbilisi state university.

7. Read the examples and say if the word is in singular (S) or plural (P)

| | | | |
|--------------------|------------------------------------|--------------------|------------------------------------|
| One minute's walk | <input checked="" type="radio"/> S | ten minutes' walk | <input checked="" type="radio"/> P |
| One hour's drive | <input type="radio"/> | three hours' drive | <input type="radio"/> |
| One day's work | <input type="radio"/> | three days' work | <input type="radio"/> |
| The girl's name | <input type="radio"/> | the girls' names | <input type="radio"/> |
| The teacher's room | <input type="radio"/> | the teachers' room | <input type="radio"/> |

8. Choose the right answer and say

Pam spent 1 hour cleaning her room. Then she spent 45 minutes cleaning the dog's house and 30 minutes cleaning the parrot's cage. After that she read a book for an hour. Finally she helped her mother wash windows for 2 hours. What information is NOT needed to find how much time Pan spent doing chores? Circle the right answer.

- a. She spent 1 hour cleaning her room.
- b. She cleaned the dog's house.
- c. It took her 30 minutes to clean the parrot's cage.
- d. She read a book for an hour.
- e. She spent two hours washing windows.

9. Find the words and write out in your copybook



Unit 5
Ballet Show at School



Tapescript 15

5.1 Listen to the dialogue

Before the show

The ballet teacher: Did you put on your costumes and makeup children?

Good.

Girls, Are your ribbons tight on your ballet shoes?

The girls: Yes Madam Blur.

The teacher: It's only five minutes before the curtain goes up.

Are you ready?

The students: Yes, Madam Blur, but we are nervous.

The teacher: Don't be nervous. You dance well and make beautiful pirouettes. I'll peep behind the curtain. Oh, the hall is full. The audience is reading the programme.

The students: Oh, the curtain is going up!

The teacher: Remember to point your toes. Good luck everyone!

5.2 Answer the questions and say

Where is the show?

What show is it?

Are the ballet dancers children or adults?

Is the ballet show for Christmas?

a ribbon



dancing shoes

ribbons are loose

Pirouette

fast turn made on one toe or the front part of a foot

dancing shoes

ballet shoes

5.3 Read about the Ballet Show and say TRUE or FALSE



Cast

Odette (Odile) —Nino
Prince Seigfield - Luka
Von Rothbart - David
The swan maidens -
Anna, Kitty, Tamar

1. The name of the ballet is Swans.
2. The programme is about the school show.
3. In the ballet there are four acts.
4. Nino plays two parts.
5. The composer is Tchaikovski
6. There are three boy dancers in the ballet.

5.4 Listen to some parts of the ballet music. What difference do you find? What do you think is happening?

5.5 Listen and read the synopsis of the ballet "Swan Lake"

Swan Lake

Tapescript 16

I-II Acts

Prince Siegfried and his friends go into the forest to hunt and are surprised to see a group of very beautiful swans by the lake. Siegfried sees a beautiful girl-bird dressed in white feathers. He talks to her and learns that she is princess Odette whom the evil Rothbart put under a spell. She was a swan by day and a woman by night. Siegfried immediately falls in love with the Swan Queen. Odette tells him: "I will never become a woman until someone really loves me". Siegfried promised: "I will always love you and save you from the magician's spell."

Rothbart-the evil magician who lives in the ruins of a castle near the lake, hears the conversation between Odette and Siegfried. He has a plan.

5.6 Discuss in pairs and write

What evil plan might Rothbart have?


Work with your partner and continue the story.



| | |
|----------|---|
| synopsis | a summary of a story, a book, a ballet |
| feather | soft hair-like covering that grows on bird's body |
| cast | the actors in a film, ballet |

5.7 Listen and read the last part

Tapescript 17



Swan Lake

III Act

It is Prince Seigfield's birthday party. There are a lot of princesses there who wish to become his wife. But Seigfield loves only Odette. Rothbart comes with his daughter Odile, who is dressed in black and looks very much like Odette. The prince believes that she is Odette and dances with her.

Seigfield tells everybody that he is going to marry her. Suddenly he sees the real Odette dressed in white standing far away. He realizes his mistake. He understands that he is cheated but it is too late.



Seigfield returns to the lake and finds Odette. He tries to explain, but the spell cannot be broken. He broke his promise, so Odette will remain a swan forever. Odette's heart breaks and she dies.

5.8 Work in pairs, discuss if your predictions were right

5.9 Work in pairs, discuss with your partner and write

The music has a very sad end in the end. Why?

Some performances however, have a happy end.

Work with your partner, change the end and make the end of the story happy.



5.10 Put the events in the right order in your copybook

1. Odile and her father cheated the prince.
2. Seigfield fell in love with the Swan Queen - Odette and promised to save her.
3. Odette's heart broke because she could never be a woman again.
4. The evil magician put the swans under a spell.
5. Seigfield believed that the swan dressed in black was Odette and promised to marry her.

5.11 Answer the questions in your copybook

Who was Seigfield? _____
put the swans under a spell? _____
was dressed in black? _____

What did the evil magician do? _____
was the spell? _____
could save Odette? _____

Where did the swans live? _____
was Seigfield's birthday? _____

How did the magician know about Odette's and Siegfried's love? _____
could Siegfried save Odette? _____

5.12 A project

Make a brochure for the ballet 'Swan Lake', write a synopsis, illustrate it and make a presentation

What you need: A format paper
Coloured pencils or markers